

## *Solarado 4x4 Rugs 2021*

Judy Hurt Fite first came up with a handmade rug for use in their newly-built log home, since it simply wasn't easy to find one in a right size, color scheme and quality! Remembering a small bath mat Aunt Bess had made in single crochet with 2 strands of yarn, she adapted it to super-tight crochet using 4 strands of 4-ply yarn. This resulted in very firm rugs about 3/8" thick, and with latex molding applied as rug backing, the edge does not kick up easily nor does it slip on a tile or hardwood floor. We call them long-lasting, since none has been reported as worn out during three decades of use!

Judy's very first rug was made in 1991 and is 8.5 x 13 ft. Named "Celebration" for having finished building their Solarado home, it currently resides in her brother's cabin in the Arizona mountains.



Our business *Solarado Specialties* began in 1992, and rugs were featured along with other custom wares as we participated in arts and crafts shows in the Southwest. Over time, a wide variety of rug sizes, shapes and color themes evolved, in order to fit unusual areas in antique homes, RVs, specific décors -- you name it! Doing such has kept creative rug making a pure pleasure for Judy...

The following pages provide example rug photos and descriptions.


*For those who would like to make their own 4x4 rug, we'll gladly provide copies of Judy's rug-making directions.*



*Clockwise from top left:* 1) One of clients' favorites is the circular "Wildwood Flower," in sizes from small to large... 2) Typical entryway rug... 3) Bath rugs to coordinate with décor and towels... 4) "Gramdmother's Garden" rug for kitchen workspace... 5) A 9 x 13 rug made for the dining room in dentist's Victorian home, named "Crowning Glory" in exchange for him crowning Judy's tooth. ☺




*Clockwise from top left:* 1) Custom rug "Solrayo" made to reflect the couple's favorite beach-sunset memories... 2) "Nitty Gritty" runner rug for a client's utility room, coordinating with adjoining hallway décor... 3) "Greenfields" area rug for an RV... 4) Large area rug for a family room...



*Clockwise from top left:* 1) The largest rug Judy ever made is a 14 x 18 living room rug, named "Mount Rushmore" because it was hard to visualize outcome from individual stitches, and took almost a year to complete... 2) The smallest rugs were for an RV entry (inset), as part of a set for the whole RV living area... 3) Judy devised a rectangular rug (rows vs. rounds of crochet) with overlay design, for Mom's white kitchen to coordinate with black & red tile floor... 4) "Storm King" dining room rug for a cabin at the base of Storm King mountain... 5) Rug made as a preliminary to fill an order for an octagonal tower room.



We try to obtain desired measurements and snapshot of the target area for a rug, then blend yarn colors to achieve décor coordination. It's great fun when each individual rug is unique.



*Clockwise from top right:*

1) Victorian long narrow bathroom deserved a "Princess Ann" rug runner.

2) "Firelight" rug for historic Wyman Hotel's Elevator Room Suite bathroom.

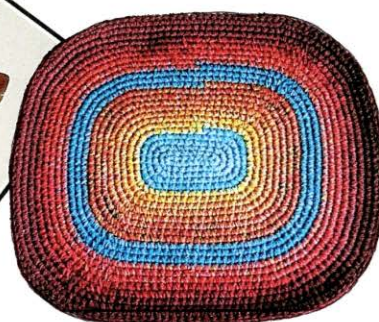

3) One of a pair of "Sunburst" rugs made to match metallic wall décor.

4) "Cozy Corner" rug serves as both entry and hearth rug.


5) "Welkome" rug for patio entry.

6) Designed to complement "Snowy River" tapestry fabric.

7) "Family Treasure" for a treasured family member.



For illustration purposes, this "Morning Mountain Call" rug example shows 1) the overall blending of yarns to achieve color effect; 2) the latex backing which makes it non-skid and durable; and 3) a close-up to show the tightness of stitch achieved using undersized N hook with 5 strands of yarn. *(In recent years, prevailing yarns have become softer and thinner than before; hence we now use 5 vs. 4 strands at a time.)* In short, Solarado rugs are both creative and practical!



~~~



*Solarado 4x4 rug maker, Judy Hurt Fite.*